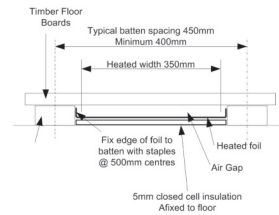
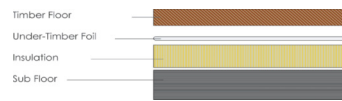



UNDER TIMBER HEATING FOIL

WT 2000

CROSS SECTION



TYPICAL DESIGN LAYOUT SCALE 1:25



Room	Client Name	Address	Ref No	By
Living	Jane Doe	Surry Hills	87447	mp

Room	Heater/s	Nett Area	Wattage	Spacing
Fixed timber	WF:FS			

AVAILABLE SIZES AND LOADS

DESCRIPTION	LENGTH	WATTS
2000AL		
2000AL 0.5/2	2m	150W
2000AL 0.5/3	3m	225W
2000AL 0.5/4	4m	300W
2000AL 0.5/6	6m	450W
2000AL 0.5/8	8m	600W
2000AL 0.5/10	10m	750W
2000AL 0.5/12	12m	900W
2000AL 0.5/14	14m	1050W
2000AL 0.5/16	16m	1200W